

H.A.K Rao
U.K Maiya
N Ramesh
P.V Shenoy
H Anil Kumar
K.Ramdas Bhat
Prakash K V
Shrilatha P Shenoy

RAO & SWAMI
CHARTERED ACCOUNTANTS
Sri Vidyaratna Building, Udupi -576101.

Email: pvst1950@gmail.com
PH: 0820-2520646
PH: 0820-2528646
Mob: 9448122756

Dt:30/10/2020

INDEPENDENT AUDITOR'S REPORT

To

The Board of Trustees,
BharathiyaVikas Trust,
Manipal.

Report on the Audit of the Financial Statements

Opinion

We have audited the attached Balance Sheet of "**BHARATHIYA VIKAS TRUST, MANIPAL**" as at 31.3.2020 and also the Income and Expenditure Account for the period ended on that date and notes on accounts annexed thereto.

In our opinion and to the best of our information and according to the explanations given to us, the aforesaid financial statements give a true and fair view in conformity with the accounting principles generally accepted in India:


1. in the case of Balance Sheet of state of affairs as at 31st March 2020; and
2. in the case of Income and Expenditure Account of the excess of Income Over Expenditure for the year ended on that date.

Basis of Opinion

We conducted our audit in accordance with the Standards on Auditing (SAs) prescribed by ICAI. Our responsibilities under those Standards are further described in the Auditor's Responsibilities for the Audit of the Financial Statements section of our report. We are independent of the Management of the Sabha in accordance with the Code of Ethics issued by the Institute of Chartered Accountants of India together with the ethical requirements that are relevant to our audit of the financial statements under the provisions of the Societies Act and the Rules thereunder, and we have fulfilled our other ethical responsibilities in accordance with these requirements and the Code of Ethics. We believe that the audit evidence we have obtained is sufficient and appropriate to provide a basis for our opinion.

Management's Responsibility for the Financial Statements:

Management is responsible for the preparation of these financial statements that give a true and fair view of the financial position, financial performance of the Institution in accordance with the generally accepted Accounting Standards. This responsibility includes the design, implementation and maintenance of internal control relevant to the preparation and presentation of the financial statements that give a true and fair view and are free from material misstatement, whether due to fraud or error.



Auditors' Responsibility:

Our objectives are to obtain reasonable assurance about whether the financial statements as a whole are free from material misstatement, whether due to fraud or error, and to issue an auditor's report that includes our opinion. Reasonable assurance is a high level of assurance, but is not a guarantee that an audit conducted in accordance with SAs will always detect a material misstatement when it exists. Misstatements can arise from fraud or error and are considered material if, individually or in the aggregate, they could reasonably be expected to influence the economic decisions of users taken on the basis of these financial statements.

Other Matters:

Your attention is drawn to accounting policy and notes on accounts annexed to the financial statement of accounts. Our opinion is not qualified in respect of those matters.

Report on other Legal and Regulatory Requirements:


We report that:


- a) We have obtained all the information and explanations which to the best of our knowledge and belief were necessary for the purpose of our audit.
- b) The Balance Sheet and Income and Expenditure Account dealt with by this report are in agreement with the Books of Account.

Dated 30/10/2020

UDIN: 20020205AAAAGG7661

for RAO & SWAMI
Chartered Accountants
(FRN 003105S)


P V Shenoy
(Partner)
(M NO.020205)



BHARATHIYA VIKAS TRUST

BALANCE SHEET AS AT 31-03-2020 FCRA

PARTICULARS	Schedule	31/03/2020	31/03/2019
FUNDS AND LIABILITIES			
Non Corpus Fund	2	70,23,463	1,23,53,139
Less : Ear marked fund U/s 11(2)		32,00,000	1,00,00,000
Balance		38,23,463	23,53,139
Ear Marked Fund U/s 11 (2)			
Transfer from Non Corpus Fund		32,00,000	1,00,00,000
Total Liabilities		70,23,463	1,23,53,139
PROPERTY & ASSETS			
Fixed Assets	2	2,47,867	1,25,890
Current Assets, Loans & Advances			
Cash and Bank Balance	2	14,22,002	48,34,799
Fixed Deposit	2	40,00,000	70,00,000
Loan & Advances	2	13,92,571	4,69,346
Interest receivables	2	91,722	5,480
TDS receivables	2	30,625	609
Less: Current Liabilities & Provisions	2		
Sundry creditors & provisions		1,49,228	82,985
Staff welfare		12,094	-
Net Current Assets		67,75,597	1,22,27,249
Total Assets		70,23,463	1,23,53,139

See accompanying notes to the financial statements
As per our report of even date

For BHARATHIYA VIKAS TRUST



Trustee


Managing Trustee



For Rao & Swami
Chartered Accountants,
FRN 003105 S




(P V Shenoy)
Partner M No (020205)

Place : Manipal

Date : 30.10.2020

BHARATHIYA VIKAS TRUST-FCRA

Receipts And Payments Accounts For The Year Ended 31-03-2020 - FCRA

PARTICULARS	Amount(Rs)	Amount(Rs)
<u>Opening Balance</u>		
FD	70,00,000	
Cash	13,965	
Bank	48,20,834	1,18,34,799
<u>Receipts during the year</u>		
Grant Received	1,23,11,250	
Interest received - From Banks	4,39,652	
other Income	150	
Net Receipts		1,27,51,052
TOTAL		2,45,85,851
<u>Payments during the year</u>		
Project Costs/Reasearch and development cost	1,50,58,968	
Administrative Costs	48,50,001	
Fixed Asset purchased	1,21,977	
TDS receivables	30,625	
Interest receivables	91,722	
Other Advances	-9,89,442	
Net Payments		1,91,63,849
<u>Closing Balance</u>		
Cash		25,884
Bank		13,96,118
Fixed Deposit		40,00,000
Total		2,45,85,851

See accompanying notes to the financial statements
As per our report of even date

For BHARATHIYA VIKAS TRUST


Trustee

Managing Trustee



For Rao & Swami
Chartered Accountants
(FRN 003105 S)

(P V Shenoy)
Partner M No (020205)



Place : Manipal

Date : 30.10.2020

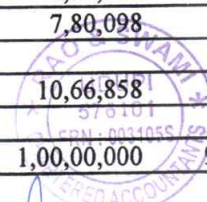

Schedule 1			
Incomes			
Good Energies Foundation	78,07,000		
Leherein, Inc.	3,14,250		
SELCO FOUNDATION -2	3,40,000		
SELCO FOUNDATION -3	38,50,000	1,23,11,250	
Indirect Incomes			
Bank Interest	1,39,656		
F D Interest	2,99,996	4,39,652	
Other Income	150		
Direct Expenses			
Project Cost			
Project Cost		Ear marked Balance utilised	
Project Cost			
Access to Finance	41,46,603	20,82,781	20,63,822
Access to Market	3,07,113	1,54,259	1,52,854
BVT Lecture Programs	19,599	9,844	9,755
Consultancy Fees-Sustainable	5,84,361	2,93,516	2,90,845
Consultant Fees -Projects	9,10,986	4,57,576	4,53,410
Farm Information & Exchange Clubs(FIEC)	36,050	18,107	17,943
Good Governance	3,66,718	1,84,198	1,82,521
Health/Hygiene - Sanitation/Energy	40,859	20,523	20,336
K M Udupa Center Programs	1,55,647	78,179	77,468
Knowledge Sharing & Networking	15,78,289	7,92,753	7,85,536
Pehal School Kids(Education)	60,555	30,416	30,139
outreach expenses	16,15,257	8,11,321	8,03,936
Preparing of Paper/Cloth Bag Trg.	44,551	22,377	22,174
Salary Project Staff	7,70,093	3,86,807	3,83,286
Skill and Training	2,17,696	1,09,346	1,08,350
Solar Power Based Device for Education	5,20,000	2,61,189	2,58,811
Sustainable Energy & Finance Inclusion	4,13,427	2,07,659	2,05,768
Tailoring & Embroidary Training	2,22,497	1,11,757	1,10,740
Teachers Training Program	1,29,974	65,284	64,690
Technology and Innovation	18,11,486	9,09,884	9,01,602
Trg & Capacity Bldg of Financial Institutes	5,51,661	2,77,092	2,74,569
Trg Prog on Home Products& Mgt	9,540	4,792	4,748
Women Empowerment /Self Employment Prog	2,24,276	1,12,651	1,11,625
Tour & Travels	3,21,729	1,61,600	1,60,129
	1,50,58,968	75,63,910	74,95,058
Administration Cost			
Audit Fees	15,000	7,534	7,466
Bank Charges	5,273	2,648	2,624
Electricity Bill (C)	1,43,085	71,870	71,215
GST	11,700	5,877	5,823
Interest on TDS	3,596	1,806	1,790
Local Conveyance	67,596	33,952	33,643
Miscellaneous Expenses	13,299	6,680	6,619
Office Expenses (C)	76,930	38,641	38,289
Overhead Charges	2,15,235	1,08,109	1,07,125
Printing & Postage(C)	25,009	12,562	12,447
Recruitment Expenses	2,75,333	1,38,296	1,37,037
Staff Welfare (C)	5,819	2,923	2,896
Stipend (C)	2,51,532	1,26,341	1,25,191
Website Development	63,500	31,895	31,605
Total	11,72,906	5,89,134	5,83,771
Repair & Maintanance	10,87,019	5,45,995	5,41,024
Repair & Maintanance(Well)	4,66,076	2,34,103	2,31,973
	15,53,095	7,80,098	7,72,997
Rent - Clean Office	21,24,000	10,66,858	10,57,143
total	1,99,08,969	1,00,00,000	99,08,969

Place: Manipal

Date : 30.10.20 *M. Trustee*

Managing Trustee

Chartered Accountant



Schedule 2**Fixed Assets**

OB	1,25,890
Chairs and Conference Table	1,21,977
Total	2,47,867

Cash & Bank Balances

Cash	4,777
Cash in Hand - Clean	21,107
Syndicate Bank(0111/201/13919)	1,60,767
Syndicate Bank-(90482010083380)	12,35,350
Total	14,22,002

Fixed Deposits

Bank	FD No	Amount
Syn.Bk. Manipal	01115000000229/1	1000000.00
Syn.Bk. Manipal	01115000000229/2	1000000.00
Syn.Bk. Manipal	01115000000229/3	1000000.00
Syn.Bk. Manipal	01115000000229/4	1000000.00
		4000000.00

Loans & Advance

Old World Hospitality P Ltd	7,47,379
Gupta's Uniforms	30,625
Amittosh Kumar Pandey	1,20,000
Reimbursement to Nitin	44,067
U R Art Gallery	500
	9,42,571

Rent Advance

New Bonanza Impex Pvt Ltd	4,50,000
	4,50,000

13,92,571

Tds/Int. Receivable

Tax Deduct at Source	30,625
Interest receivables	91,722

Current Liability

TDS -94C	7,784
TDS - Professional Services	1,10,985
Professional Tax	1,400
Provisions	
Consultancy Fees Payable	
E P F	26,624
ESIC	2,435
Salary Payable	-
total	1,49,228

Gratuity Payable(staff welfare)	12,094
---------------------------------	--------

Sundry Creditors	-
Aakriti Kandol	13,500
Abhishek Dhawale	28,822
ADCS	86,400
Adwait Joshi	2,29,897
Ankitha	13,500
Anuj Hemant Xess	1,22,934
Arvind Sharma	32,400
Balaji Travco India Pvt Ltd	3,79,872
Bilango	18,000
Boomerang Business Dev Services LLP	62,640
Chavi Arora	13,500
David Durani	90,000
Deepa Sharma	1,08,000
Ek Aneksocial Impact Solutions P Ltd	4,186
Gopal K.S.Subramanian	28,800
Innovative Design & Printers	16,650
Juhi Anand	32,600
Margadarshan	1,91,664
Nibedita Panigrahy	31,500
Nitin Zimaji Akade	69,873
Rajni Jain	28,800
Sahyadri Advanced Technologies	37,260
Sanya Mehara	13,500
Sky Worldwide Exp	1,310
Sudhir Tyagi	5,654
Swathi Bhogle	2,254
Wrest Yard Hotel	1,64,725
Total	18,28,241
Non Corpus Fund Op	23,53,139
Add : Surplus current year : 2019-20	46,70,324
Total	70,23,463
Corpus Fund U/s 11(2) bf	1,00,00,000
Less:Utilised during the year	1,00,00,000
Bal at close	-

Trustee
Place: Manipal
Date : 30.10.2020

Managing Trustee



Chartered Accountant

